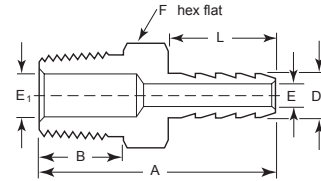


DK-Lok Hose Adapter Fittings are designed for use with soft plastic or rubber tubing.

### Features

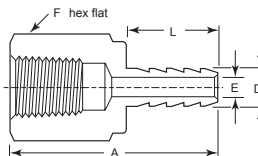
- Standard hose barb design is for use with hose sleeve or hose clamp.
- DK-Lok hose adapter fittings are reusable.
- Stainless steel and brass construction.



### Male Adapter

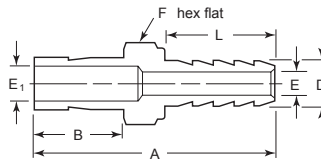
Part No.	End Connections		Dimensions, in.						
	Hose ID	Male NPT	A	B	D	E	E1	F	L
DHAM 2-2N	1/8	1/8	1.08	0.38	0.15	0.08	0.19	7/16	0.40
DHAM 2-4N	1/8	1/4	1.26	0.56	0.15	0.08	0.28	9/16	0.40
DHAM 3-2N	3/16	1/8	1.27	0.38	0.23	0.12	0.12	7/16	0.59
DHAM 3-4N	3/16	1/4	1.45	0.56	0.23	0.12	0.28	9/16	0.59
DHAM 4-2N	1/4	1/8	1.47	0.38	0.30	0.19	0.19	7/16	0.79
DHAM 4-4N	1/4	1/4	1.65	0.56	0.30	0.19	0.19	9/16	0.79
DHAM 4-6N	1/4	3/8	1.66	0.56	0.30	0.19	0.19	11/16	0.79
DHAM 4-8N	1/4	1/2	1.85	0.75	0.30	0.19	0.47	7/8	0.79
DHAM 5-2N	5/16	1/8	1.55	0.38	0.38	0.19	0.19	7/16	0.87
DHAM 5-4N	5/16	1/4	1.73	0.56	0.38	0.19	0.19	9/16	0.87
DHAM 5-6N	5/16	3/8	1.74	0.56	0.38	0.19	0.19	11/16	0.87
DHAM 5-8N	5/16	1/2	1.96	0.75	0.38	0.19	0.47	7/8	0.87
DHAM 6-4N	3/8	1/4	1.73	0.56	0.45	0.30	0.30	9/16	0.87
DHAM 6-6N	3/8	3/8	1.74	0.56	0.45	0.30	0.30	11/16	0.87
DHAM 6-8N	3/8	1/2	1.96	0.75	0.45	0.30	0.30	7/8	0.87
DHAM 8-4N	1/2	1/4	1.80	0.56	0.60	0.38	0.28	11/16	0.94
DHAM 8-6N	1/2	3/8	1.81	0.56	0.60	0.38	0.38	11/16	0.94
DHAM 8-8N	1/2	1/2	2.03	0.75	0.60	0.38	0.38	7/8	0.94
DHAM 10-6N	5/8	3/8	1.88	0.56	0.75	0.50	0.38	1 1/16	0.98
DHAM 10-8N	5/8	1/2	2.07	0.75	0.75	0.47	0.47	1 1/16	0.98
DHAM 10-12N	5/8	3/4	2.07	0.75	0.75	0.50	0.63	1 1/16	0.98
DHAM 12-8N	3/4	1/2	2.14	0.75	0.90	0.63	0.47	1 1/16	1.05
DHAM 12-12N	3/4	3/4	2.14	0.75	0.90	0.63	0.63	1 1/16	1.05
DHAM 12-16N	3/4	1	2.13	0.94	0.90	0.63	0.88	1 3/8	1.05
DHAM 16-12N	1	3/4	2.38	0.75	1.20	0.88	0.63	1 3/8	1.19
DHAM 16-16N	1	1	2.57	0.94	1.20	0.88	0.88	1 3/8	1.19
Part No.	Hose ID	Male ISO 7-1	A	B	D	E	E1	F	L
DHAM 2-2R	1/8	1/8	1.28	0.38	0.15	0.08	0.19	7/16	0.40
DHAM 4-2R	1/4	1/8	1.47	0.38	0.30	0.19	0.19	7/16	0.79
DHAM 4-4R	1/4	1/4	1.65	0.56	0.30	0.19	0.19	9/16	0.79
DHAM 4-6R	1/4	3/8	1.66	0.56	0.30	0.19	0.19	11/16	0.79
DHAM 6-4R	3/8	1/4	1.73	0.56	0.45	0.30	0.30	9/16	0.87
DHAM 6-6R	3/8	3/8	1.74	0.56	0.45	0.30	0.30	11/16	0.87
DHAM 6-8R	3/8	1/2	1.96	0.75	0.45	0.30	0.30	7/8	0.87
DHAM 8-8R	1/2	1/2	2.03	0.75	0.60	0.38	0.47	7/8	0.94

### Female Adapter



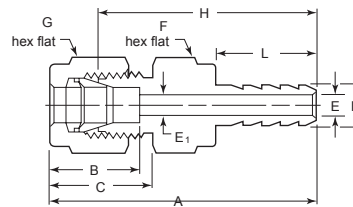
Part No.	End Connections		Dimensions, in.				
	Hose ID	NPT Size	A	D	E	F	L
DHAF 2-2N	1/8	1/8	1.11	0.15	0.08	9/16	0.40
DHAF 2-4N	1/8	1/4	1.26	0.15	0.08	3/4	0.40
DHAF 3-2N	3/16	1/8	1.29	0.23	0.12	9/16	0.59
DHAF 3-4N	3/16	1/4	1.44	0.23	0.12	3/4	0.59
DHAF 4-2N	1/4	1/8	1.47	0.30	0.19	9/16	0.79
DHAF 4-4N	1/4	1/4	1.64	0.30	0.19	3/4	0.79
DHAF 4-6N	1/4	3/8	1.71	0.30	0.19	7/8	0.79
DHAF 5-4N	5/16	1/4	1.73	0.38	0.19	3/4	0.87
DHAF 5-6N	5/16	3/8	1.82	0.38	0.19	7/8	0.87
DHAF 6-4N	3/8	1/4	1.69	0.45	0.30	3/4	0.87
DHAF 6-6N	3/8	3/8	1.78	0.45	0.30	7/8	0.87
DHAF 6-8N	3/8	1/2	2.03	0.45	0.30	1 1/16	0.87
DHAF 8-8N	1/2	1/2	2.13	0.60	0.38	1 1/16	0.94

**Tube Adapter**



Part No.	End Connections		Dimensions, in.							
	Hose ID	Tube Size	A	B	D	E	E1	F	L	
DHAT 2-2T	1/8	1/8	1.36	0.54	0.15	0.08	0.09	5/16	0.40	
DHAT 2-4T	1/8	1/4	1.46	0.64	0.15	0.08	0.19	3/8	0.40	
DHAT 4-4T	1/4	1/4	1.85	0.64	0.30	0.19	0.19	7/16	0.79	
DHAT4-6T	1/4	3/8	1.91	0.70	0.30	0.19	0.28	7/16	0.79	
DHAT 4-6MT	1/4	6mm	1.88	0.64	0.30	0.19	0.18	7/16	0.79	
DHAT 5-4T	5/16	1/4	1.93	0.64	0.37	0.19	0.19	7/16	0.87	
DHAT 6-4T	3/8	1/4	1.93	0.64	0.45	0.30	0.17	9/16	0.87	
DHAT 6-6T	3/8	3/8	1.99	0.70	0.45	0.30	0.28	9/16	0.87	
DHAT 6-8T	3/8	1/2	2.25	0.96	0.45	0.30	0.39	5/8	0.87	
DHAT 8-6T	1/2	3/8	2.06	0.70	0.60	0.38	0.28	11/16	0.94	
DHAT 8-8T	1/2	1/2	2.32	0.96	0.60	0.38	0.39	11/16	0.94	
DHAT 12-12T	3/4	3/4	2.49	1.02	0.90	0.63	0.59	1 3/16	1.05	
DHAT 16-16T	1	1	3.02	1.30	1.20	0.88	0.80	1 3/8	1.19	

**Dk-Lok Tube Fitting Adapter**




Part No.	End Connections		Dimensions, in.								
	Hose ID	Tube OD	A	B	D	E	E1	F	G	H	L
DHAD 2-2-	1/8	1/8	1.46	0.60	0.15	0.08	0.08	7/16	7/16	1.17	0.40
DHAD 4-2-	1/4	1/8	1.85	0.70	0.30	0.09	0.19	7/16	7/16	1.56	0.79
DHAD 4-4-	1/4	1/4	1.94	0.70	0.30	0.19	0.19	9/16	9/16	1.63	0.79
DHAD 6-4-	3/8	1/4	2.01	0.76	0.45	0.19	0.30	9/16	9/16	1.70	0.87
DHAD 6-6-	3/8	3/8	2.06	0.76	0.45	0.30	0.30	3/4	11/16	1.77	0.87
DHAD 8-8-	1/2	1/2	2.24	0.86	0.60	0.38	0.41	7/8	7/8	1.84	0.94

**Hose Sleeve**

Secure soft plastic or rubber hose using a hose sleeve.

- Light weight aluminum construction.
- Easy and quick installation with a wrench.
- Reusable.



Part No.	End Connections		Dimensions, in.			
	Hose ID	Hose OD	E	F	L	
DHAS 2-4-AL	1/8	1/4	0.26	3/8	0.40	
DHAS 4-6-AL	1/4	3/8	0.41	9/16	0.79	
DHAS 4-7-AL	1/4	7/16	0.46	5/8	0.79	
DHAS 4-8-AL	1/4	1/2	0.52	11/16	0.79	
DHAS 5-7-AL	5/16	7/16	0.48	5/8	0.87	
DHAS 6-8-AL	3/8	1/2	0.55	11/16	0.87	
DHAS 6-9-AL	3/8	9/16	0.61	3/4	0.87	
DHAS 7-10-AL	7/16	5/8	0.69	13/16	0.94	
DHAS 8-11-AL	1/2	11/16	0.76	7/8	0.94	
DHAS 12-16-AL	3/4	1	1.10	1 1/4	1.07	

**Field Assembly**

1. Cut hose cleanly and squarely to the desired length.
2. Slide hose sleeve or clamp on hose
3. Lubricate hose.
4. Push hose on fitting barb end until hose bottoms up against fitting body hex.

4. Using a wrench tighten hose sleeve up to hose fitting hex.  
Or position hose clamp and secure with a screwdriver.

**Note :** Allow minimum 1/8" distance between hose clamp and body hex. to make sure of clamp being positioned on barbs.

**Ordering information :** Suffix **S** for stainless steel and **B** for brass fittings. Example : DHAD 4-4-S.

**Safe Component Selection**

The selection of component for any applications or system design must be considered to ensure safe performance. Component function, material compatibility, component ratings, proper installation, operation and maintenance remain the sole responsibility of the system designer and the user. DK-Lok accepts no liability for any improper selection, installation, operation or maintenance.



■ 3350 SpringHill Ave., Mobile, AL 36607 ■ T: (251) 472-9580 ■ F: (251) 450-0962 ■ Toll Free: (800) 328-5803

www.dklokusa.com